


201678 Terminal Module

BASE

Installation and Operations Manual



201678 Terminal Module, Plugs and Mounting Hardware Kit

Items included;

- (1) 201678 Terminal Module circuit board
- (5) 3/4" Nylon Mounting Standoffs
- (5) 8-32 x 1 1/4" PHMS Screw
- (1) Terminal Label Sheet
- (8) Terminal Plugs

INSTALLATION

The 201678 Terminal Module is intended to be mounted inside a BASE LVPC-201677 Terminal Cabinet. The 201677 panel assembly has space and panel-nuts for up to (6) 201678 Terminal Modules. Refer to the instruction sheet that comes with the LVPC-201677 Terminal Cabinet Assembly for locations to mount the 201678 modules.

Figure 1 indicates how to use the included hardware to mount each 201678 module to the 201677 panel.

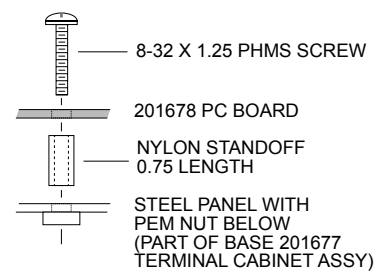


Figure 1.0 - PCB Mounting Detail

(8) removable plugs are included for terminal wiring. Remove each plug and terminate field wiring as needed, then plug into the appropriate pcb header.

Labels are provided for placement on the circuit board for the function being terminated. If needed, additional labels can be printed on your printer by downloading the label master sheet from our website from the following link;

<http://www.baseelectronics.com/201678.html>

www.baseelectronics.com

Go!

201678 Terminal Module

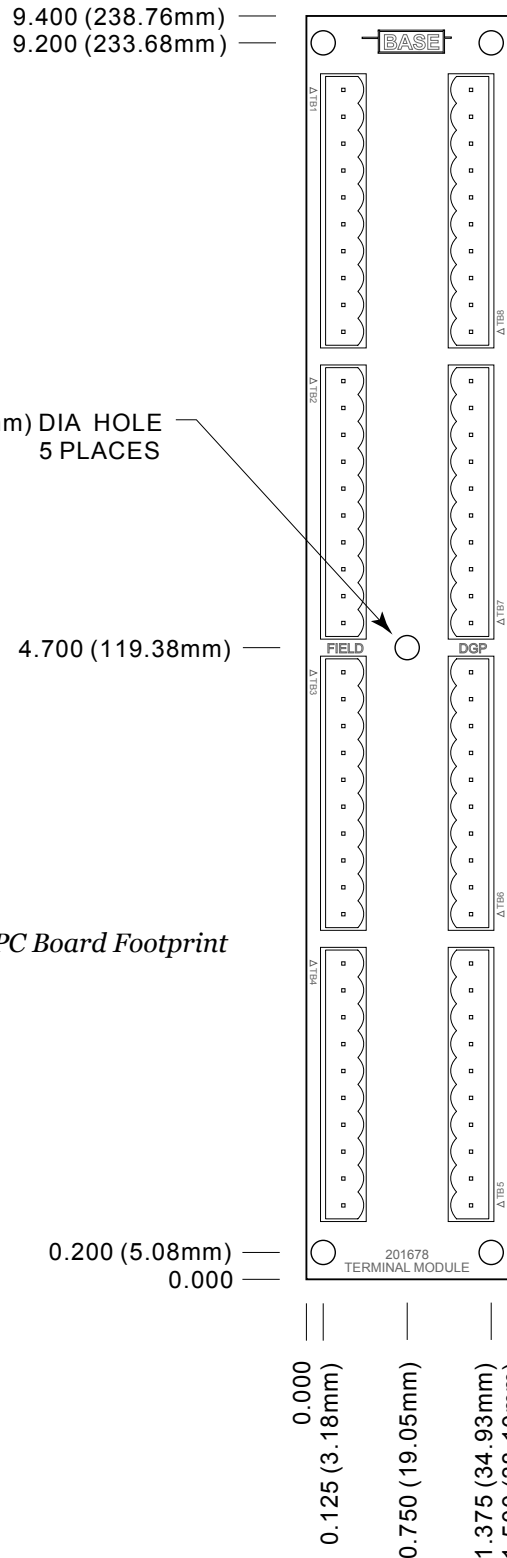
201678 Specifications

- Indoor Temperature Range: -25° C. to +70°C.
- PCB and Terminal Strip Flammability Rating: UL94V-0
- Color: PCB: Dark Green
Terminal Strips: Light Green
- Electrical
 - Maximum Voltage AC/DC: 30V
 - Maximum Total Current: 8A
 - Maximum Recommended Current per Terminal: 5A
 - Connections: Captive Depluggable Screw Terminals for #10-22AWG Wire
(8) 10-Position Plugs included
- Size: 1.50 (38.10) wide by 9.40 (238.76) [inches (mm)]
- Mounting: (5) ¼ inch high nylon standoffs and 8-32 x 1¼ screws included
- Other related BASE products
LVPC-201677 Terminal Cabinet Assembly

0.185 (4.70mm) DIA HOLE
5 PLACES

4.700 (119.38mm)

PC Board Footprint



REVISED 5/06

The information in this manual is believed to be accurate in all respects. However, BASE Electronics cannot assume responsibility for any consequences resulting from the use thereof. The information contained herein is subject to change and BASE Electronics may issue a revision to incorporate such changes at any time.

Limited Warranty

The 201678 is warranted by BASE Electronics against manufacturing defects in materials and workmanship for a period of 2 years from date of purchase. During this period, any warranty repair required will be made at no charge for parts or labor. This warranty does not apply to any work or materials provided by any outside persons or technicians involved in the installation, unauthorized repair, connection, or testing of this product. This warranty does not cover any damage or failure caused by or attributable to Acts of God, abuse, misuse, improper or abnormal usage, faulty or improper installation or maintenance, neglect or accident. BASE Electronics is not responsible or liable for any special, consequential or indirect damages resulting from or in connection with the use or performance of this product as pertaining to economic loss, property loss, costs for removal or installation, or loss of revenues or profit. Except as provided herein, BASE Electronics makes no expressed or implied warranties. The duration of product performance for its intended purpose is limited to the duration set forth herein.

For Warranty or other repair, send the product postage prepaid to BASE Electronics and include Sender's name, company, address, phone and brief problem description. BASE Electronics will notify sender of any required repair costs not covered under this warranty prior to making such repairs.

This Warranty gives you specific legal rights. You may have other rights that vary from state to state.

© Copyright 2006-2007 BASE Electronics, Inc.